


1. Feature

- Wide voltage range from 3.3V to 5V.
- On-board super small integrated infrared sensor .
- Additional comparator digital output adjust by on-board screw.

2. Application

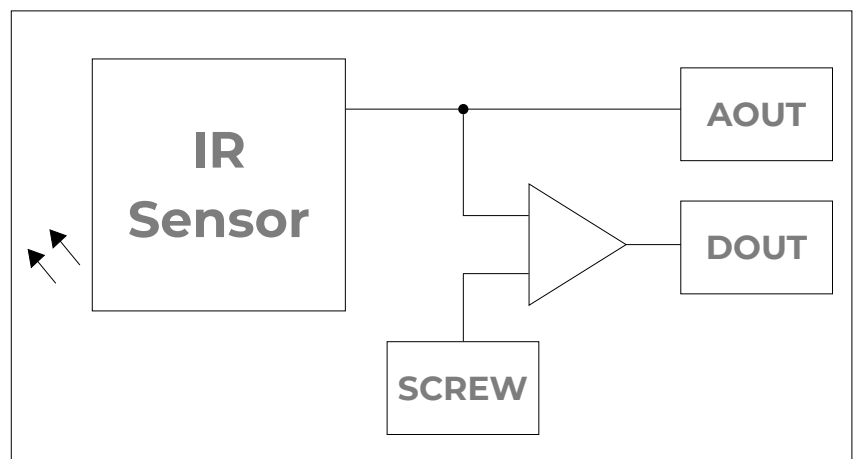
- Tracking car
- Distance detector
- Grayscale sensing



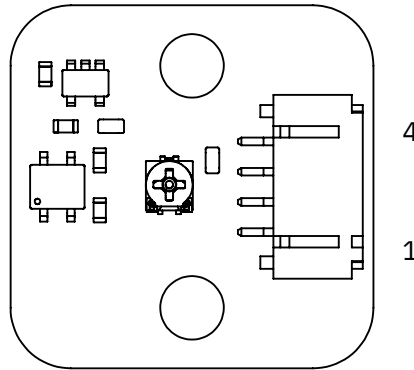
3. Introduction

Matrix Grayscale Sensor measures the intensity of light from black to white with both digital and analog output.

4. Block Diagram



5. Pinout



Pinout			
NO.	Name	I/O	Description
1	AOUT	O	Grayscale analog output, output close to VCC while the grayscale level goes to low.
2	DOUT	O	Grayscale digital output, threshold dependence on on-board screw.
3	VCC	I	Supply voltage.
4	GND	-	Supply ground.

6. Electrical Characteristics

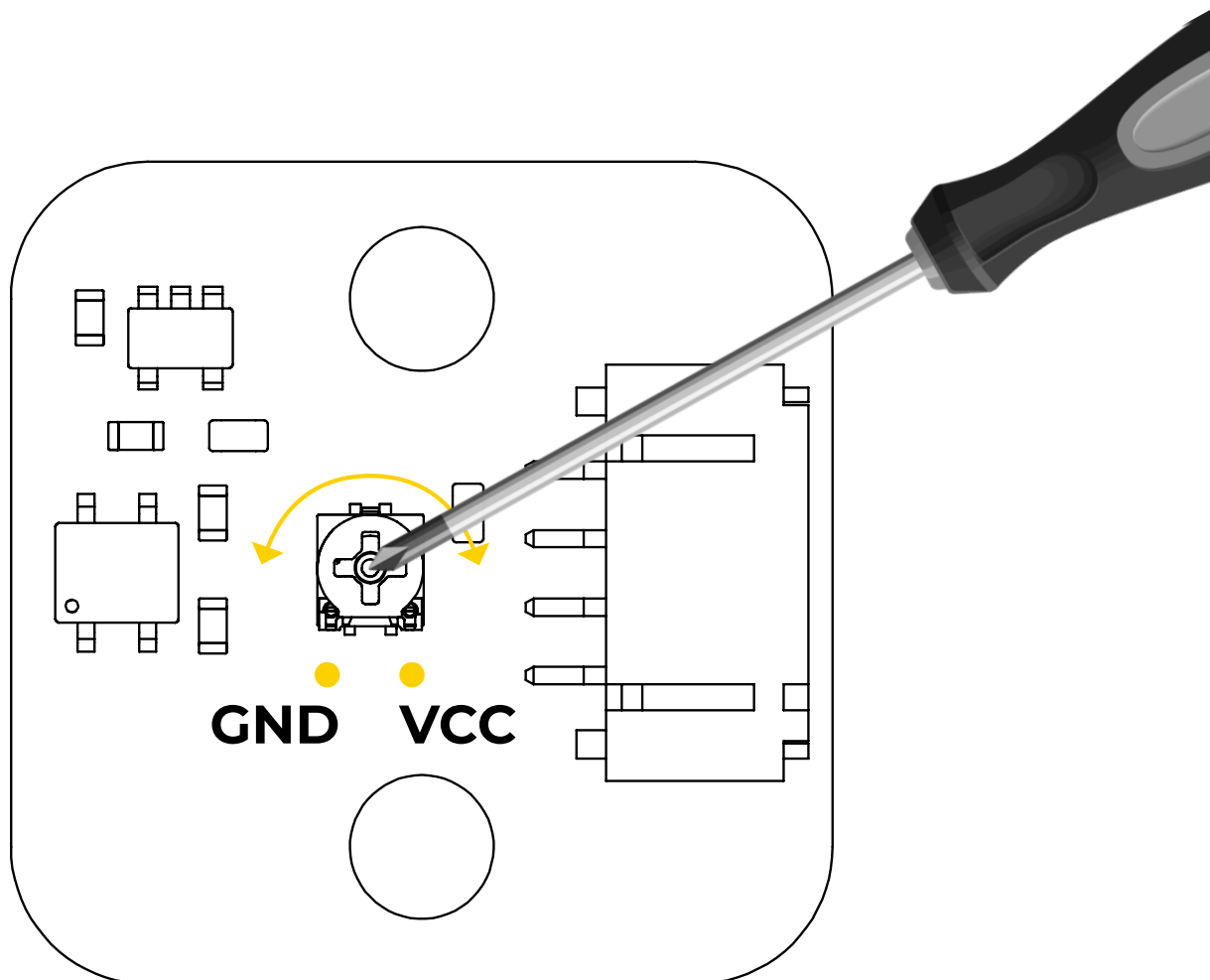
Parameter	Min	Typ	Max	Units
Supply Voltage (VCC)	3	3.3	5	V
Detection range	-	-	50	mm
IR wavelength	-	940	5	nm
Analog output impedance	-	330	-	KΩ
Digital output impedance	-	10	-	KΩ

7. Usage

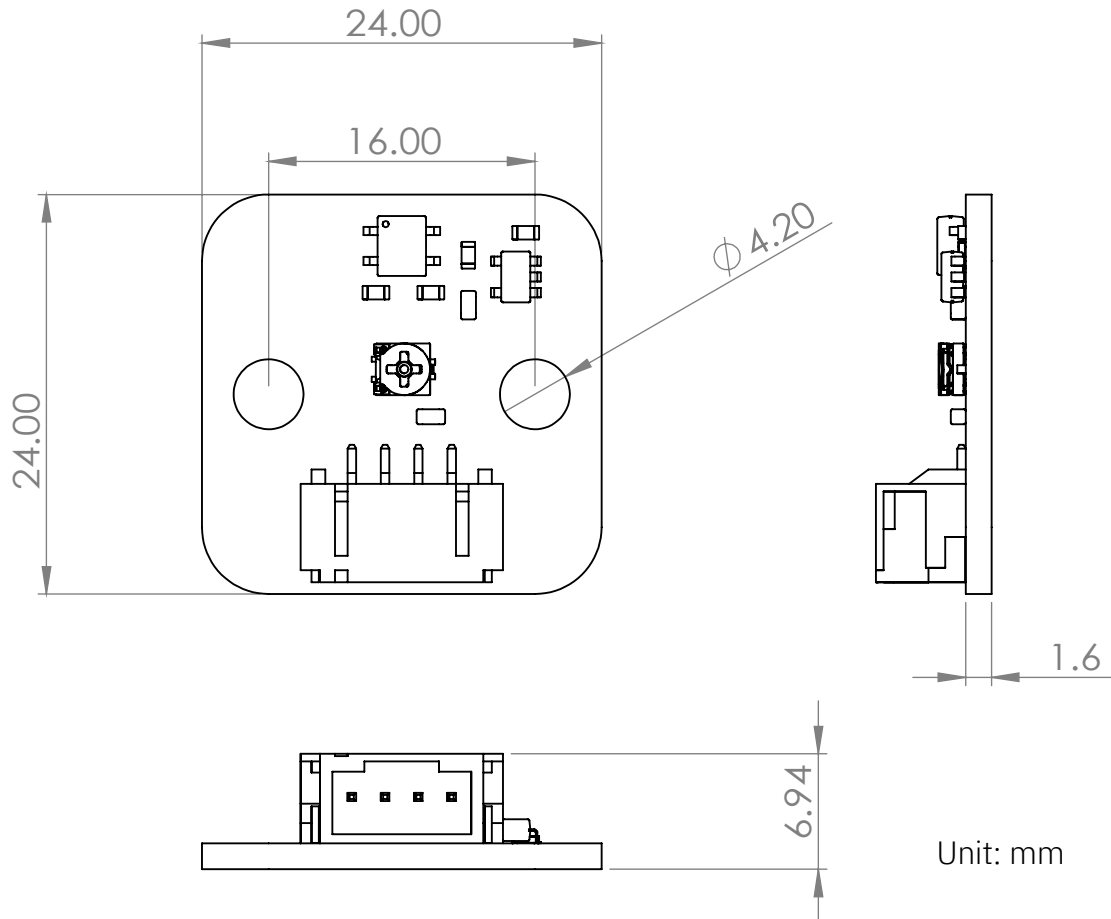
AOUT is the IR sensor analog output, the voltage follows IR LED reflection intensity.

DOUT only has 0 or 1 state, the changing spot defined by onboard screw.

Turn the screw clockwise to bring the gate close to VCC, and turn it counterclockwise to close to GND.



8. Dimensions



9. Disclaimer

The information contained on datasheet is for general information purposes only. KKITC assumes no responsibility for errors or omissions in the contents of the datasheet.

In no event shall KKITC be liable for any special, direct, indirect, consequential, or incidental damages or any damages whatsoever, whether in an action of contract, negligence or other tort, arising out of or in connection with the use of the Service or the contents of the datasheet.

KKITC reserves the right to make additions, deletions, or modification to the contents on the Service at any time without prior notice.

KKITC does not warrant that the website is free of viruses or other harmful components.